

**FR-B10**

Compatible with both **iOS** and **Android**



**OSD**  
ONESOFTOIGM

Read through this manual before  
operating your device  
and store it for future reference.

# 1 FEATURES

 **Fitrus<sup>+</sup>**

Front

## LED Display

View your measurements on the LED display located on the front of the device.

## Touch Sensor

Maneuver through the display menu via touch-sensitive screen.

## Acceleration Sensor

Monitor your activity levels, gauged by the acceleration sensors built into the device.

## Four Electrode Sensor

Measure your skeletal muscle mass, body fat percentage, and other components via the four electrode sensors.

## Quick Power Button

Turn the device on or off with a simple press of the power button.



## 2 FEATURES

Fitrus<sup>+</sup>

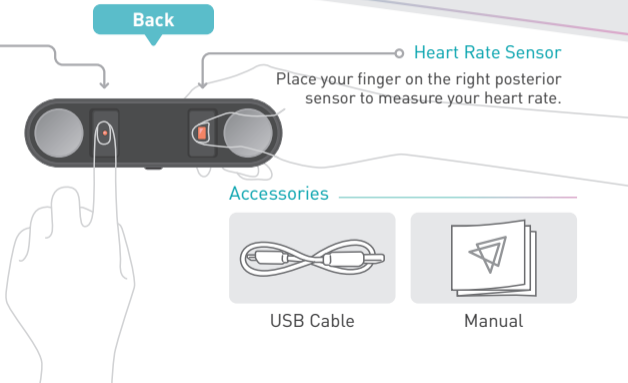
### Skin Temperature Sensor

Hover the left posterior sensor over your temple to most accurately measure your skin temperature.

Back

### Heart Rate Sensor

Place your finger on the right posterior sensor to measure your heart rate.



### Accessories



USB Cable



Manual


## 3 HOW TO USE

- 1 Download the **Fitrus** App. ....



- 2 Register

Provide your basic personal information to get started. ....



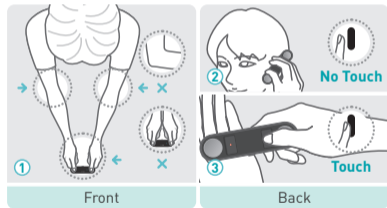
- 3 Connect **Fitrus Plus** to your smartphone via Bluetooth. ....



**Fitrus<sup>+</sup>**

- 4 It only takes 5 seconds to scan your body via BIA technology

① Body composition ② Skin temperature ③ Heart rate.



- 5 You will be provided with an easy to understand analysis of your measurements on the **Fitrus** App.

## 4 USER GUIDE

### iOS Users



Download the **Fitrus** App from the App Store.

### Android Users





Download the **Fitrus** App from the Play Store.



*Fitrus+* is a portable device that easily and accurately measures your body composition, heart rate, skin temperature, and more.

- › **Fitrus Plus** syncs with your smartphone. Make sure your Bluetooth is on.
- › **Fitrus** App is compatible with Android version 5.0, iOS version 9.0, and above. It may not be supported on an Android tablet or iPad.
- › A PIN number is not required to access the **Fitrus** App on your smartphone.

- 1 Download the **Fitrus** App from the  Google Play Store or  Apple App Store.
- 2 **Register** : Provide your basic personal information to get started.
- 3 Connect **Fitrus** to the app via Bluetooth and measure your body composition.

## 5 WARNING

Make sure to remove any nearby devices that can cause wireless interference.

These sources can cause slower performance or disconnection from **Fitrus Plus** and may also interfere with the Bioelectrical Impedance Analysis (BIA), resulting in inaccurate readings.

*Fitrus<sup>+</sup>* is not a medical device and should not be used for diagnostics or treatment.

- › Do not use this device if you are dependent on any biometric devices, such as a cardiac regulator, medical ECG, mechanical heart, or heart-lung machine.
- › Do not use **Fitrus Plus** to measure your body composition during pregnancy or menstruation. There will be discrepancies.
- › The electric current (under 150  $\mu$ A of 50 kHz) is too low for anyone to sense or be affected by it. If you do experience any sensations or symptoms, immediately cease its operation.
- › Do not disassemble or modify the device. Avert any physical trauma to the device

### Precaution

- › Do not eat or dismantle the battery. Keep out of children's reach.
- › You must follow local regulations when disposing of the device or any of its components and accessories.



## 6 WARRANTY

Customer Service  
Contact Information  
(Republic of Korea)

[info@onesoftdigm.com](mailto:info@onesoftdigm.com)

**OSD**  
ONESOFTDIGM



- › Within the one-year warranty period, if any malfunction transpires under normal use, as established by the manual, the affected components of the product will be exchanged free of charge.
- › Past the one-year mark of the initial purchase, you will be responsible for the cost of any exchanges.
- › In principle, the components will be exchanged with those of the same color and model.
- › The customer is always responsible for the shipping costs.
- › In the following cases, the service fee may be charged even during the warranty period.
  - Malfunctions or damages of any disassembled or modified devices.
  - Damages caused by water / liquid or any weather conditions.

## 7 DEVICE DESCRIPTION

The content of the User Guide (including safety precautions) may be changed at any time without notice to Users as the specifications for Hardware, Software and Configurations are modified.

Device Name	Fitrus Plus
Model Number	FR-B10
Trade Name	ONESOFTDIGM Co., Ltd.
Manufacturer	ONESOFTDIGM Co., Ltd.
Country of Origin	Republic of Korea

- ▶ The production date is marked separately.







USER GUIDE version 1.0

**OSD**  
ONESOFTDIGM

Tel **+82-54-279-4467**

Fax **+82-50-4047-8250**

E-Mail **info@onesoftdigm.com**

Homepage **www.thefitrus.com**  
**www.onesoftdigm.com**



You can find more information in the web manual site.  
You can access it by using the QR code.

Some of the images which appear  
in this User Guide may differ from  
those on your product.